



2024 DEN Annual Noise Report

January 1, 2024 — December 31, 2024



Results

January 1, 2024 — December 31, 2024

The number of Class II NEPS violations registered between January 1 through December 31, 2024 was five (5). There were three (3) Class II NEPS violations during the same period the previous year. One of the Class II violations in Area 2 at NEPS point A,11 repeated year over year. There are four (4) instances where the actual 2024 Annual 65 LDN contour extends beyond the IGA 65 LDN contour, but they are completely contained within the DEN Airport Boundary and the City and County of Denver Boundary. There is one (1) instance where the 2024 Annual 65 LDN contour extends beyond the IGA 65 LDN contour and it extends slightly past the DEN Airport Boundary and the City and County of Denver Boundary on the northeast side of the airfield. Please see pages 4 and 5 for the DEN contour map and NEPS information.

The number of households registering at least one complaint decreased from 32 households for 2023 as compared to 2024 with 27 households. Three households registered a combined 95 percent of the total complaints for 2024. The number of complaints decreased by approximately 46 percent for 2024 as compared to the same period in 2023 (1,712 in 2024 vs. 3,169 in 2023). Please see page 6 for complete complaint and runway utilization data, and page 7 for a household location map.

To access the DEN 2024 Annual Noise Report, as well as other reports and information please go to: <https://www.flydenver.com/business-and-community/noise-and-airspace/>.

FAA Noise Complaints and Inquiries


The FAA's mission is to ensure the safe and efficient use of our nation's airspace. You can [review FAA's noise complaint and inquiry policy](#) to learn how FAA processes noise complaints and inquiries.

FAA Noise Portal

To send a complaint directly to the FAA about noise from aircraft operations at your community airport. Please go to the following webpage: [FAA Noise Portal](#).

DEN Noise Complaint Submissions

To submit a noise complaint to the DEN Noise Office please go to the following webpage and submit complaint via our online flight tracking system PublicVue: [DEN Noise Complaints](#)

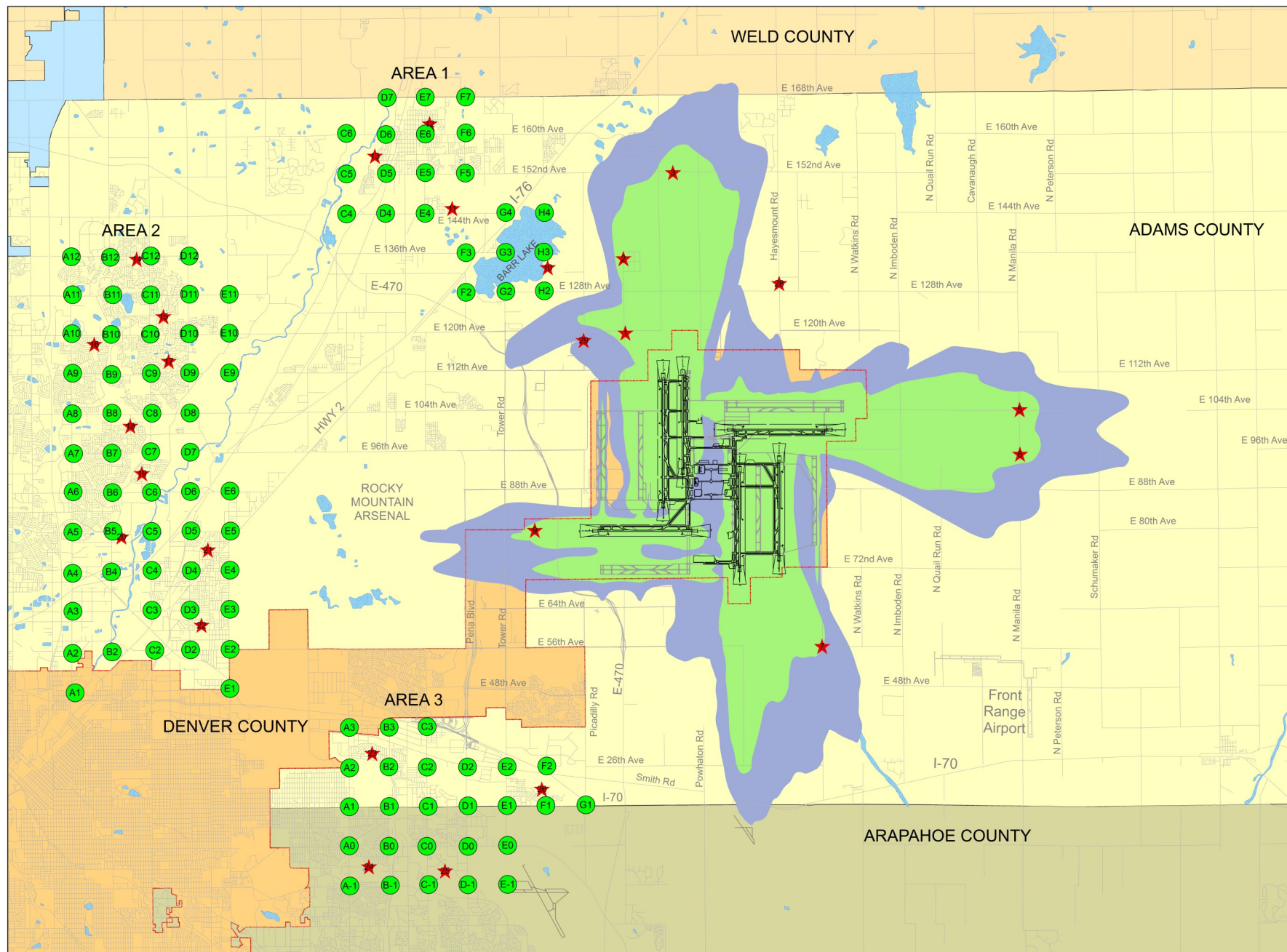


NOMS for Airports

The DEN Noise and Operations Monitoring System (SYMPHONY EnvironmentalVue NOMS) is a state-of-the-art computer system designed to enable the City and County of Denver to monitor aircraft noise in the vicinity of the airport.

The DEN NOMS for Airports monitors noise levels at 26 permanent and one portable noise monitoring terminals. These terminals are located throughout the Denver metro area (see map on page 3 for RMT locations).

The system also records the movement of all aircraft in the vicinity of DEN by utilizing FAA air traffic control radar data. This makes it possible to match actual flights with noise events.



Denver International Airport Recommended Noise Contours for Land Use Planning

NOTE: These contours reflect the noise impacts that may be expected from full development of Denver International Airport. They are based on current modeling and differ slightly from the IGA Composite Contours.



0 1.25 2.5 5 7.5 10 Miles

Prepared By Annie Christensen, DEN Noise Officer 10/2017

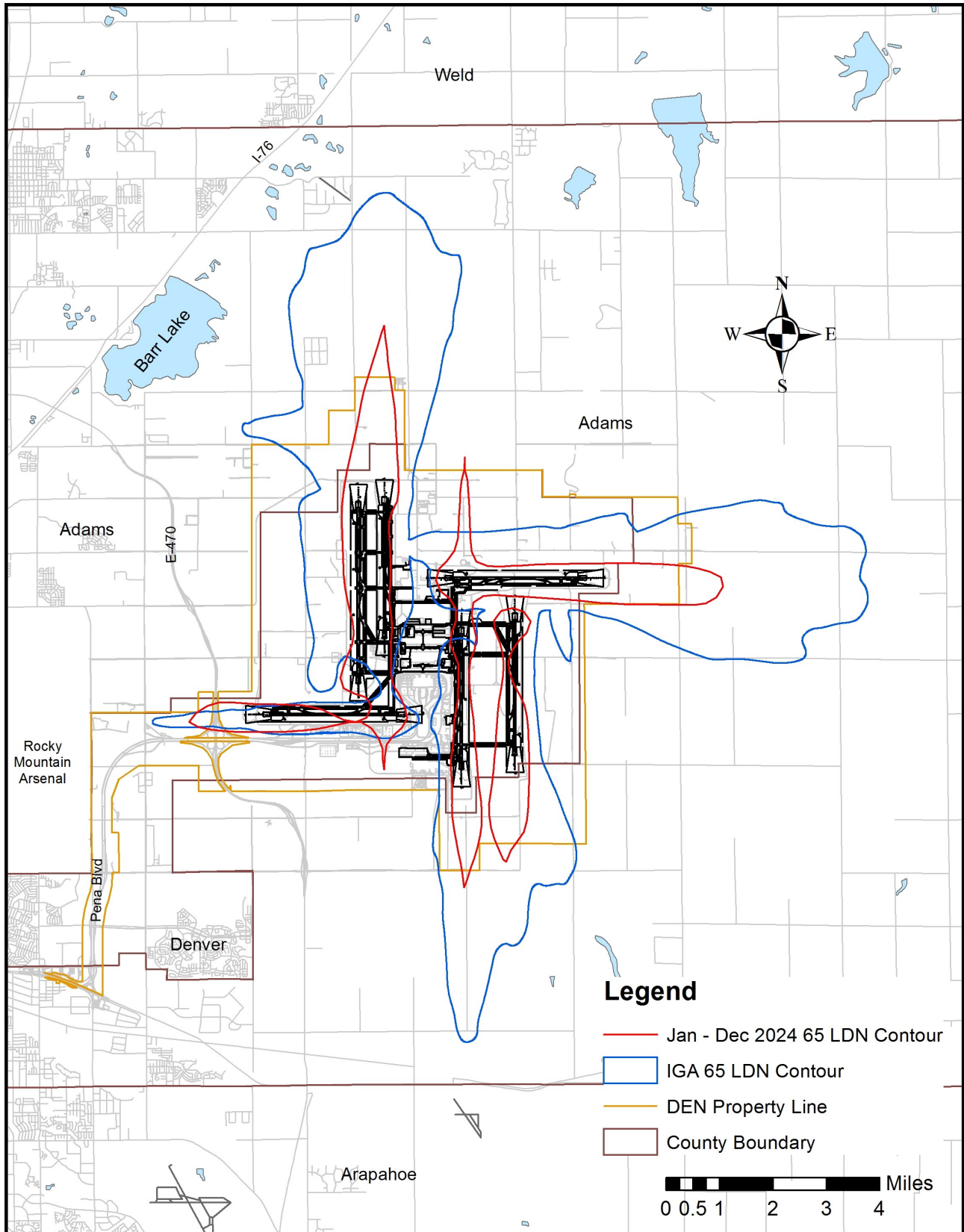
60 LDN Contour

65 LDN Contour

NEPS Locations

Noise Monitoring Terminals

January 1, 2024 - December 31, 2024
DEN 65 LDN Contour



DEN January 1 - December 31, 2024 65 LDN Contour

January 1, 2024 - December 31, 2024
DEN / Adams County IGA NEPS Values

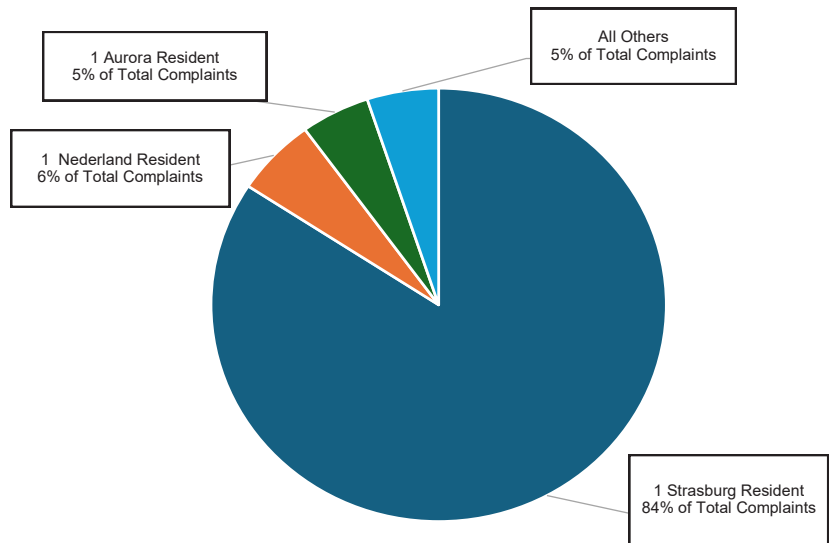
Area 2				Area 1			
JAN-DEC 2024				JAN-DEC 2024			
Grid Points	IGA Annual Leq (24)	Calculated Leq (24)	Difference Leq	Grid Points	IGA Annual Leq (24)	Calculated Leq (24)	Difference Leq
A,1	38.6	36.9	-1.7	C,4	44.2	37.3	-6.9
A,2	37.6	36.1	-1.5	C,5	36.7	36.6	-0.1
A,3	42.3	39.5	-2.8	C,6	36.0	36.5	0.5
A,4	45.3	43.4	-1.9	D,4	41.1	36.4	-4.7
A,5	43.9	43.6	-0.3	D,5	34.2	36.2	2.0
A,6	37.5	39.9	2.4	D,6	36.0	37.0	1.0
A,7	37.7	36.0	-1.7	D,7	41.4	39.0	-2.4
A,8	36.5	34.5	-2.0	E,4	38.3	35.1	-3.2
A,9	36.3	35.3	-1.0	E,5	34.8	35.4	0.6
A,10	37.6	38.0	0.4	E,6	36.7	33.6	-3.1
A,11	39.2	42.6	3.4	E,7	41.4	34.5	-6.9
A,12	41.2	41.0	-0.2	F,2	51.7	42.0	-9.7
B,2	39.5	36.4	-3.1	F,3	43.7	37.1	-6.6
B,4	42.5	43.7	1.2	F,5	37.3	33.1	-4.3
B,5	43.1	44.7	1.6	F,6	38.5	32.4	-6.1
B,6	39.0	40.4	1.4	F,7	42.1	32.6	-9.5
B,7	39.0	36.4	-2.6	G,2	51.2	43.4	-7.8
B,8	38.0	34.9	-3.1	G,3	42.1	37.2	-4.9
B,9	38.3	35.6	-2.7	G,4	40.2	33.5	-6.7
B,10	39.0	38.3	-0.7	H,2	50.1	45.2	-4.9
B,11	40.4	43.2	2.8	H,3	46.0	37.8	-8.2
B,12	42.6	41.4	-1.2	H,4	46.1	34.0	-12.2
C,2	41.0	37.1	-3.9	Area 3			
C,3	43.3	38.4	-4.9	JAN-DEC 2024			
C,4	43.5	43.6	0.1	Grid Points	IGA Annual Leq (24)	Calculated Leq (24)	Difference Leq
C,5	43.4	45.8	2.4	A,-1	38.9	32.3	-6.6
C,6	43.3	40.9	-2.4	A,0	39.6	33.2	-6.4
C,7	43.3	36.8	-6.5	A,1	43.2	34.2	-9.0
C,8	42.6	35.5	-7.1	A,2	45.7	36.1	-9.6
C,9	42.2	36.0	-6.2	A,3	45.6	39.3	-6.3
C,10	41.6	38.7	-2.9	B,-1	37.9	32.7	-5.2
C,11	42.5	43.7	1.2	B,0	39.2	33.7	-5.5
C,12	44.3	41.6	-2.7	B,1	42.6	34.8	-7.8
D,2	41.7	38.2	-3.6	B,2	45.8	36.5	-9.3
D,3	46.2	38.4	-7.8	B,3	45.7	38.8	-6.9
D,4	48.4	43.0	-5.4	C,-1	36.7	36.4	-0.3
D,5	48.2	46.8	-1.4	C,0	37.1	36.7	-0.4
D,6	46.2	41.5	-4.7	C,1	39.5	36.7	-2.8
D,7	44.2	37.3	-6.9	C,2	44.8	37.7	-7.1
D,8	43.7	36.1	-7.6	C,3	46.5	39.0	-7.5
D,9	43.1	36.7	-6.4	D,-1	32.6	35.2	2.6
D,10	44.9	39.9	-5.0	D,0	33.3	33.4	0.1
D,11	44.5	44.6	0.1	D,1	37.3	33.8	-3.5
D,12	45.1	42.5	-2.6	D,2	43.0	36.7	-6.3
E,1	42.4	44.4	2.0	E,-1	31.4	32.4	1.0
E,2	42.2	40.0	-2.3	E,0	33.1	31.6	-1.5
E,3	46.7	38.9	-7.8	E,1	36.2	32.9	-3.3
E,4	51.2	42.8	-8.4	E,2	40.6	37.3	-3.3
E,5	51.0	47.7	-3.3	F,1	36.5	33.4	-3.1
E,6	44.6	42.3	-2.3	F,2	39.4	38.7	-0.7
E,9	43.1	38.1	-5.0	G,1	42.5	33.9	-8.6
E,10	43.1	42.4	-0.7				
E,11	46.1	45.9	-0.2				

January 1, 2024 - December 31, 2024
Noise Complaint Data and Runway Utilization

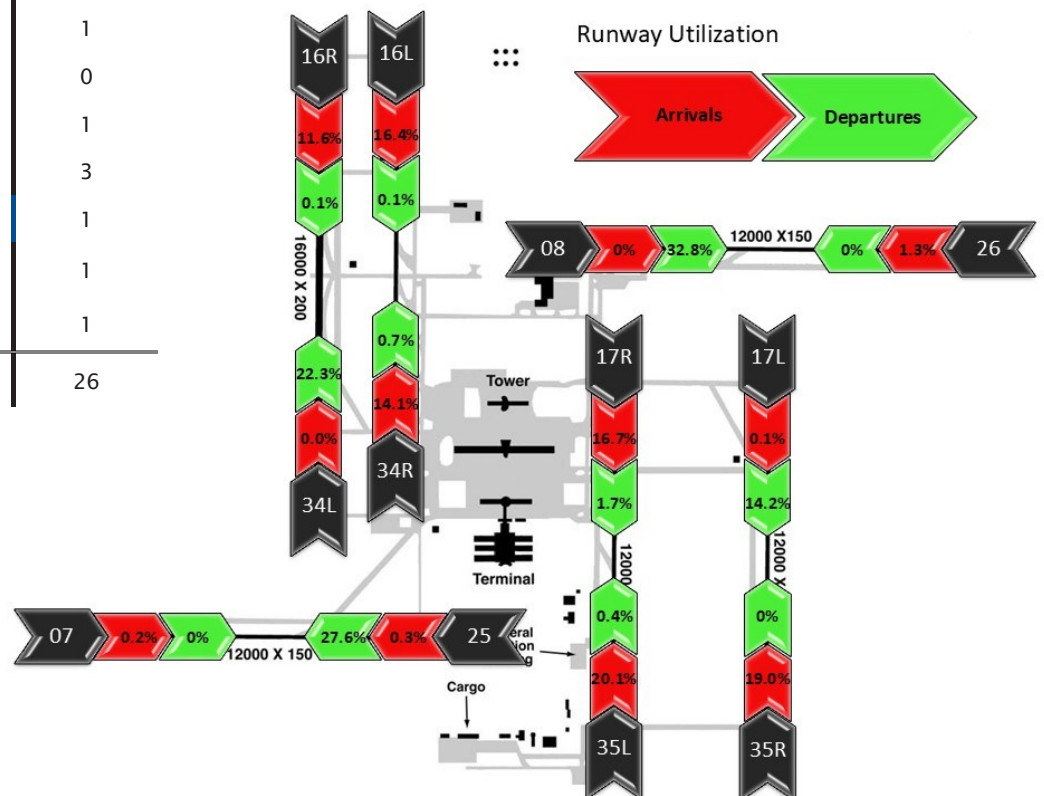
2024 Noise Complaint Calls by Community

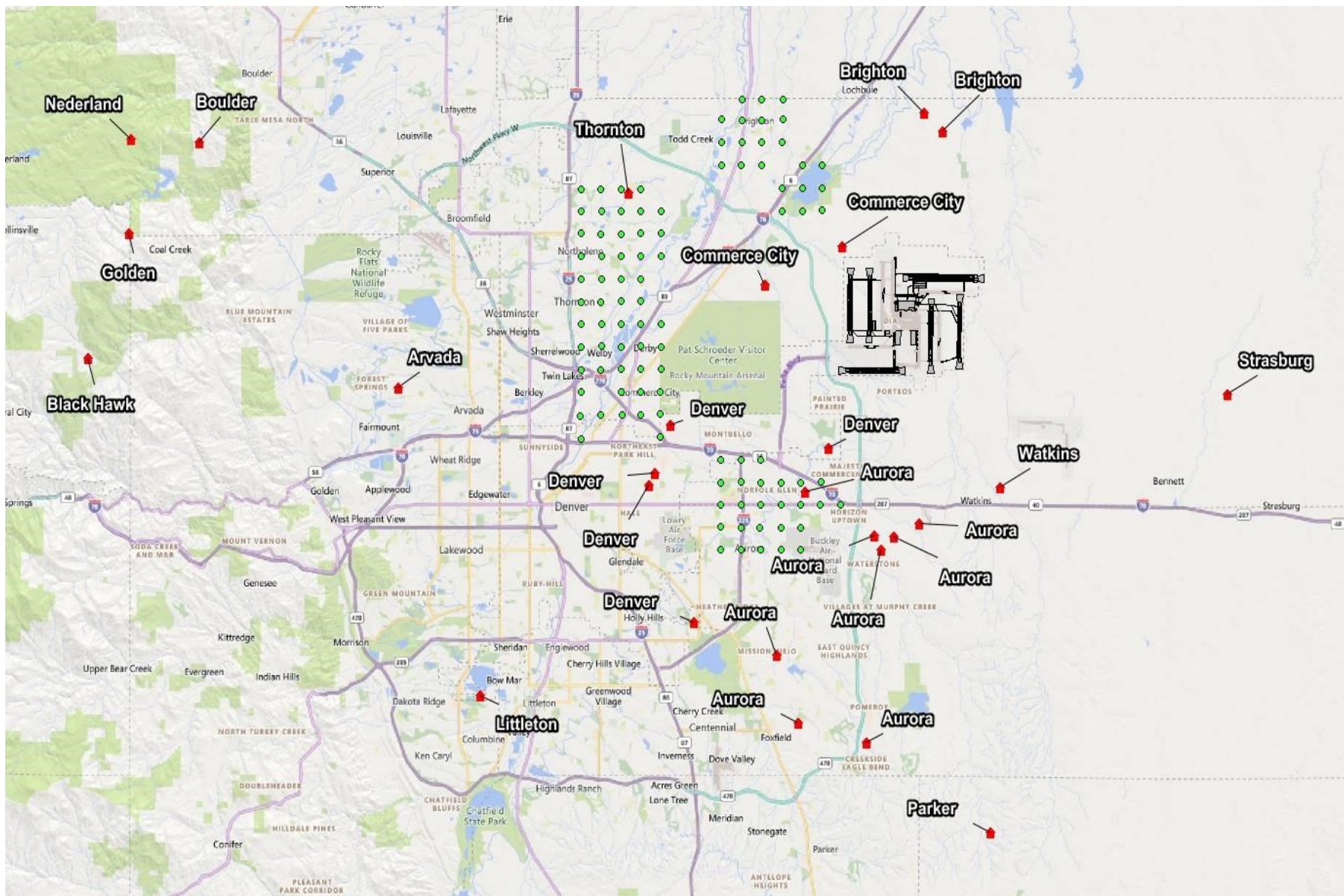
Community	No. of Households 2024	No. of Households 2023	No. of Households 2022
Arvada	1	0	2
Aurora	8	6	6
Black Hawk	1	1	0
Boulder	1	0	1
Brighton	2	2	0
Castle Rock	0	1	1
Centennial	0	1	0
Commerce City	2	3	4
Deer Trail	0	0	1
Denver	5	4	2
Elizabeth	0	1	0
Englewood	0	1	0
Golden	1	0	1
Lakewood	0	0	1
Littleton	1	0	0
Nederland	1	1	1
Parker	1	6	3
Strasburg	1	1	1
Thornton	1	2	1
Watkins	1	2	1
Overall Total	27	32	26

2024 Top 3 Complainants vs. All Others



2024 Runway Utilization (% of Total Flight Operations)





January 1— December 31, 2024 Noise Complaint Household Locations

- ▲ Household
- NEPS Point

January 1, 2024 - December 31, 2024
Noise Complaint Household Locations

DEN NOISE OFFICE — AOB, 6TH FLOOR, NW CORNER — 8500 PEÑA BOULEVARD
DENVER, CO — 80249-6340 — 303.342.2000 t — 303.342.2366 f
303.342.2380 **noise hotline** — 800.417.2988 **toll free noise hotline**

