



DEN 1Q Noise Report

January 1, 2026 – March 31, 2026



Results

The number of potential Class II Noise Exposure Performance Standards (NEPS) violations registered between January 1 through March 31, 2026, is four (4). There were two (2) potential Class II NEPS violations during the same period the previous year. Please see pages 2 and 3 for Denver International Airport (DEN) NEPS information. There are five (5) instances where the actual 1st Quarter 2026 65 Day-Night Average Sound Level (LDN) contour extends beyond the IGA 65 LDN contour, but they are completely contained within the DEN Boundary and the City and County of Denver Boundary. Please see page 4 for the DEN contour map.

The number of households registering at least one complaint increased from four (4) households in 2025 as compared to 2026 with ten (10) households. Three (3) households registered a combined 91.5 percent of the total complaints for 2026. The number of complaints increased by approximately 52 percent for 2026 as compared to the same period in 2025 (434 in 2026 vs. 285 in 2025). Please see page 6 for complete complaint and runway utilization data, and page 7 for a household location map.

To access the DEN 2026 1st Quarter Noise Report, as well as other reports and information, please click [here](#).

FAA Noise Complaints and Inquiries

The Federal Aviation Administration's (FAA) mission is to ensure the safe and efficient use of our nation's airspace. You can [review FAA's noise complaint and inquiry policy](#) to learn how FAA processes noise complaints and inquiries.

FAA Noise Portal

To send a complaint directly to the FAA about noise from aircraft operations at your community airport. Please go to the following webpage: [FAA Noise Portal](#).

DEN Noise Complaint Submissions

To submit a noise complaint to the DEN Noise Office please go to the following webpage and submit complaint via our online flight tracking system PublicVue: [DEN Noise Complaints](#)

NOMS for Airports

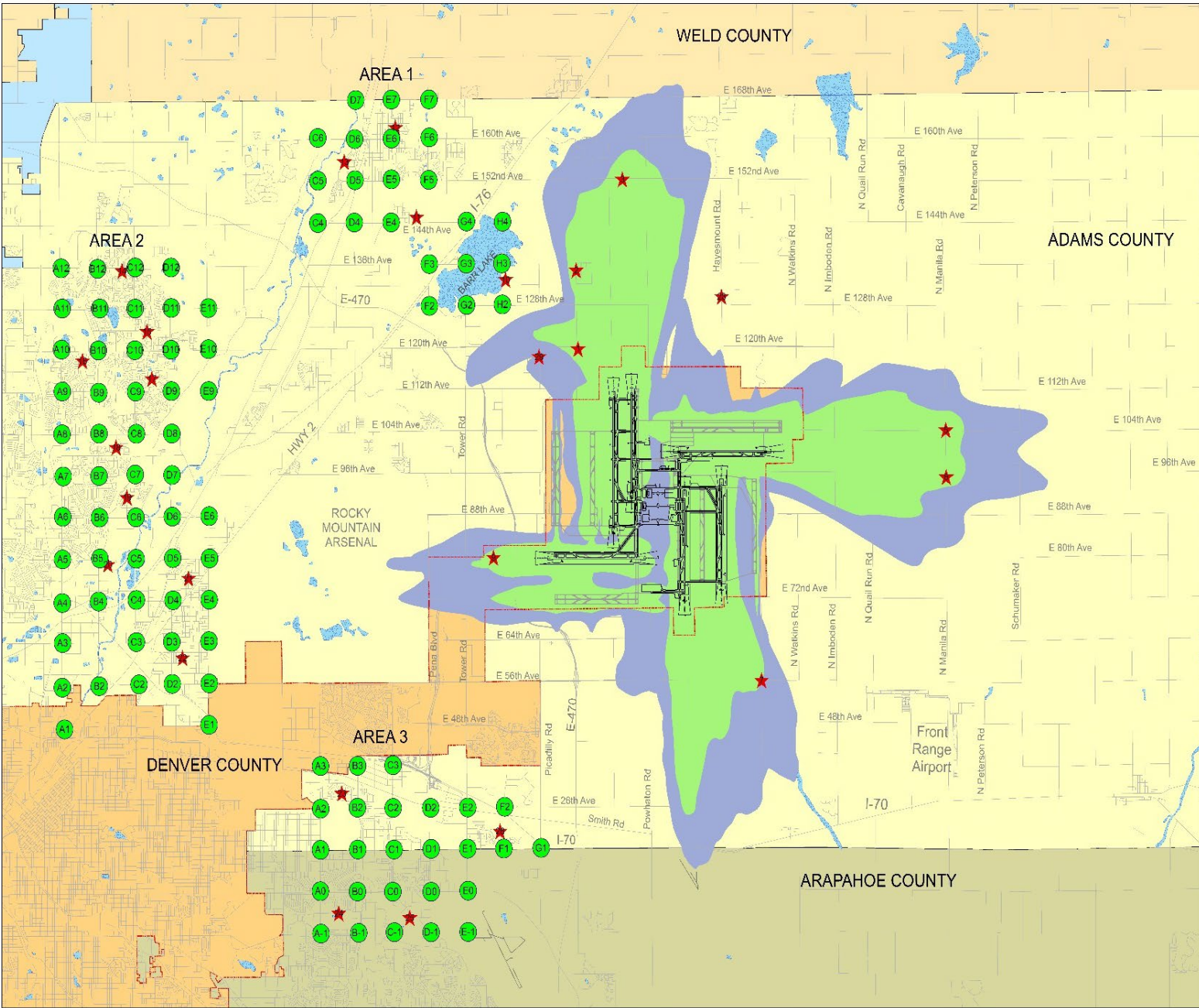
The DEN Noise and Operations Monitoring System (NOMS), SYMPHONY Environmental Vue, is a state-of-the-art computer system designed to enable the City and County of Denver to monitor aircraft noise in the vicinity of the airport.

The DEN NOMS for Airports monitors noise levels at 26 permanent noise monitoring terminals (NMT). These terminals are located throughout the Denver metro area (see map on page 3 for NMT locations).

The system also records the movement of all aircraft in the vicinity of DEN by utilizing FAA air traffic control radar data. This makes it possible to match actual flights with noise events.



Noise Exposure Performance Standards (NEPS) Grid Coordinates, Land Use Contour, and Remote Monitoring Terminal (RMT) Locations

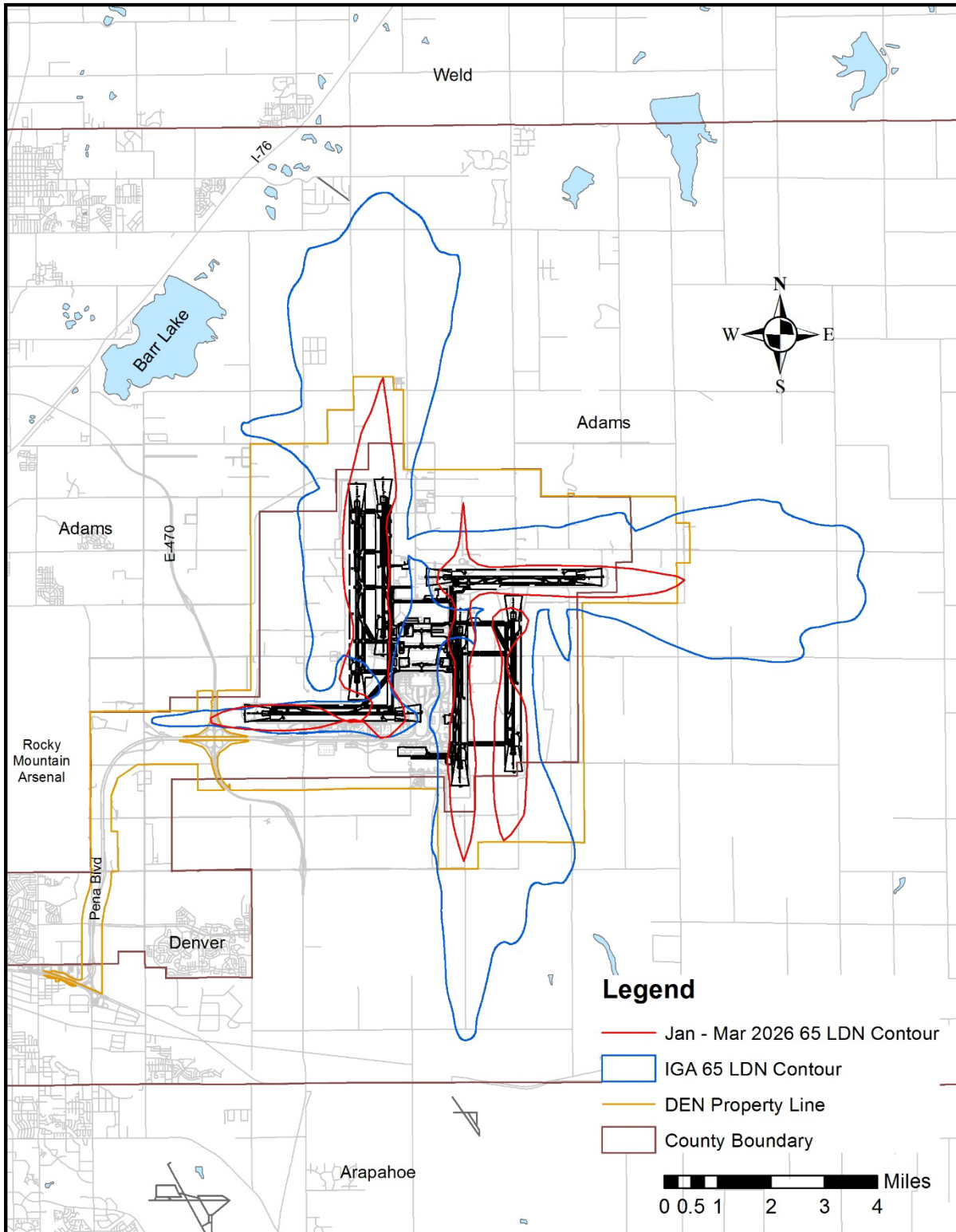


Denver International Airport Recommended Noise Contours for Land Use Planning
 NOTE: These contours reflect the noise impacts that may be expected from full development of Denver International Airport. They are based on current modeling and differ slightly from the IGA Composite Contours.



January 1 – March 31, 2026 DEN / Adams County IGA NEPS Values

Area 2 JAN-MAR 2026				Area 1 JAN-MAR 2026			
Grid Points	IGA Annual Leq (24)	Calculated Leq (24)	Difference Leq	Grid Points	IGA Annual Leq (24)	Calculated Leq (24)	Difference Leq
A,1	38.6	36.8	-1.8	C,4	44.2	36.6	-7.6
A,2	37.6	34.8	-2.8	C,5	36.7	35.8	-1.0
A,3	42.3	38.4	-3.9	C,6	36.0	35.6	-0.4
A,4	45.3	42.4	-2.9	D,4	41.1	35.6	-5.6
A,5	43.9	42.1	-1.8	D,5	34.2	35.4	1.2
A,6	37.5	38.1	0.6	D,6	36.0	36.0	0.0
A,7	37.7	33.4	-4.3	D,7	41.4	38.3	-3.2
A,8	36.5	31.7	-4.8	E,4	38.3	34.1	-4.2
A,9	36.3	33.5	-2.8	E,5	34.8	35.0	0.2
A,10	37.6	37.9	0.3	E,6	36.7	32.3	-4.5
A,11	39.2	42.9	3.7	E,7	41.4	33.1	-8.3
A,12	41.2	41.4	0.2	F,2	51.7	42.5	-9.2
B,2	39.5	35.1	-4.4	F,3	43.7	37.2	-6.5
B,4	42.5	42.7	0.2	F,5	37.3	31.9	-5.4
B,5	43.1	43.4	0.3	F,6	38.5	30.9	-7.6
B,6	39.0	38.7	-0.3	F,7	42.1	31.2	-11.0
B,7	39.0	33.7	-5.3	G,2	51.2	44.0	-7.2
B,8	38.0	32.1	-5.9	G,3	42.1	37.8	-4.3
B,9	38.3	33.7	-4.6	G,4	40.2	33.3	-6.9
B,10	39.0	38.2	-0.8	H,2	50.1	45.8	-4.3
B,11	40.4	43.5	3.1	H,3	46.0	38.2	-7.8
B,12	42.6	41.7	-0.9	H,4	46.1	33.2	-13.0
C,2	41.0	35.9	-5.1	Area 3 JAN-MAR 2026			
C,3	43.3	36.9	-6.4				
C,4	43.5	42.5	-1.0				
C,5	43.4	44.4	1.0				
C,6	43.3	39.2	-4.1				
C,7	43.3	34.0	-9.3				
C,8	42.6	32.4	-10.2				
C,9	42.2	34.0	-8.2				
C,10	41.6	38.3	-3.3				
C,11	42.5	43.8	1.3				
C,12	44.3	41.5	-2.8				
D,2	41.7	37.2	-4.5				
D,3	46.2	36.7	-9.5	A,-1	38.9	32.1	-6.8
D,4	48.4	41.5	-7.0	A,0	39.6	33.2	-6.4
D,5	48.2	45.2	-3.1	A,1	43.2	34.4	-8.9
D,6	46.2	39.6	-6.6	A,2	45.7	36.4	-9.3
D,7	44.2	34.5	-9.7	A,3	45.6	39.8	-5.8
D,8	43.7	33.1	-10.6	B,-1	37.9	32.9	-5.0
D,9	43.1	34.7	-8.4	B,0	39.2	33.9	-5.3
D,10	44.9	39.0	-5.9	B,1	42.6	35.0	-7.6
D,11	44.5	43.8	-0.7	B,2	45.8	37.0	-8.8
D,12	45.1	41.5	-3.6	B,3	45.7	39.4	-6.3
E,1	42.4	44.5	2.1	C,-1	36.7	36.5	-0.2
E,2	42.2	39.4	-2.8	C,0	37.1	36.7	-0.4
E,3	46.7	37.3	-9.4	C,1	39.5	37.0	-2.5
E,4	51.2	41.1	-10.2	C,2	44.8	38.4	-6.4
E,5	51.0	45.8	-5.2	C,3	46.5	39.8	-6.7
E,6	44.6	40.4	-4.2	D,-1	32.6	34.9	2.3
E,9	43.1	36.4	-6.7	D,0	33.3	33.6	0.3
E,10	43.1	41.1	-2.0	D,1	37.3	34.6	-2.7
E,11	46.1	44.4	-1.7	D,2	43.0	38.0	-5.0
				E,-1	31.4	32.6	1.2
				E,0	33.1	32.2	-1.0
				E,1	36.2	34.1	-2.1
				E,2	40.6	39.1	-1.5
				F,1	36.5	35.3	-1.2
				F,2	39.4	40.9	1.5
				G,1	42.5	36.4	-6.1



DEN January 1 - March 31, 2026 65 LDN Contour

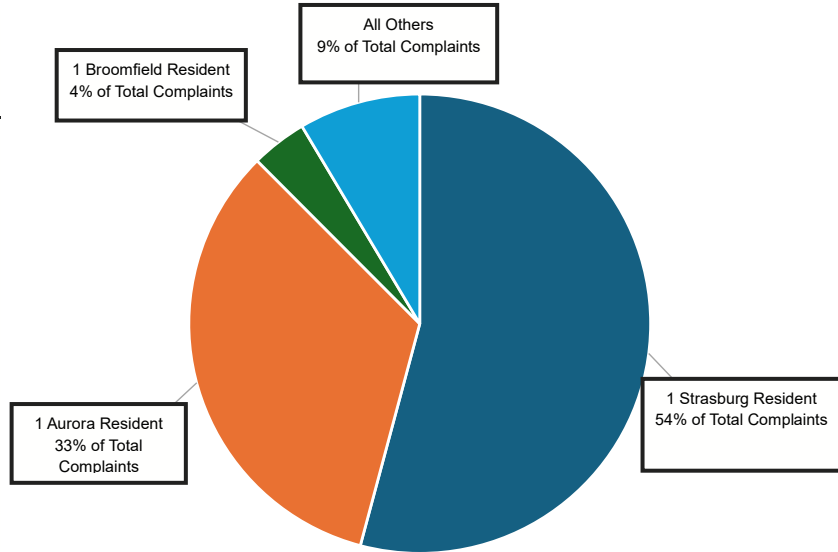


January 1 – March 31, 2026 Noise Complaint Data and Runway Utilization

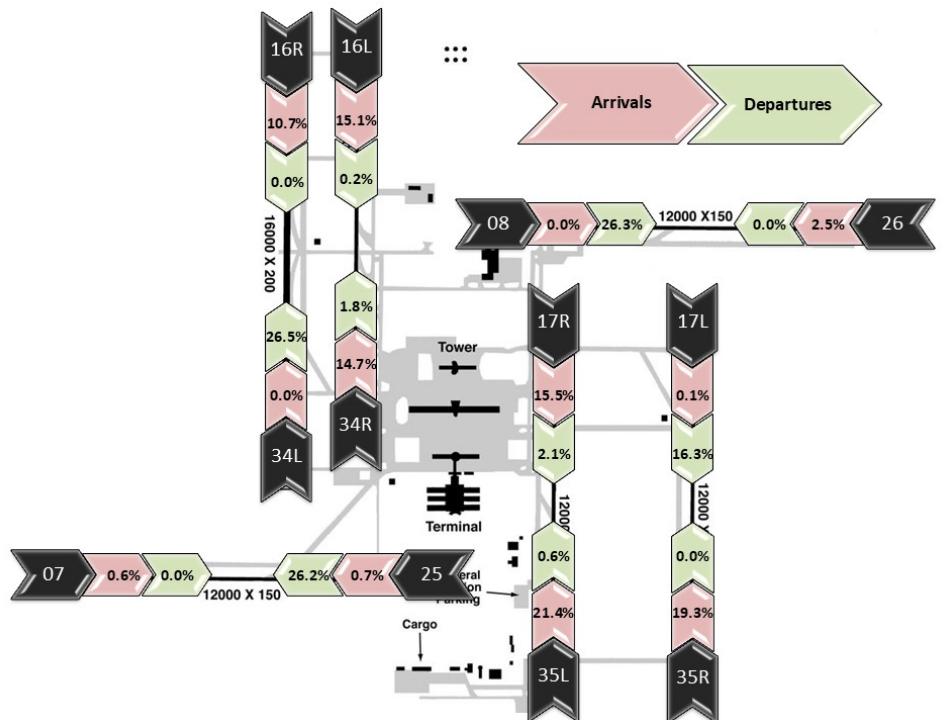
2026 Noise Complaint Calls by Community

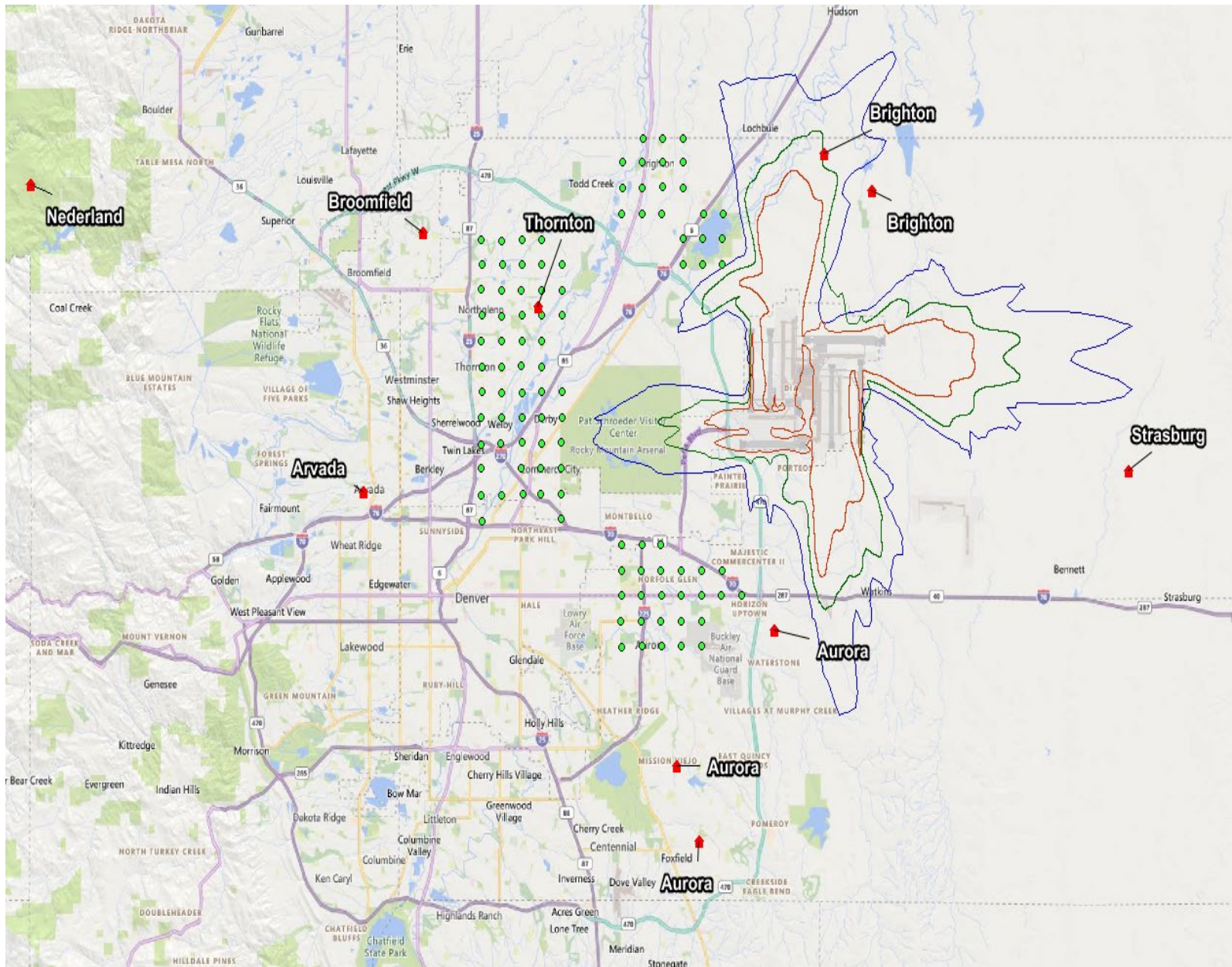
Community	No. of Households 2026	No. of Households 2025	No. of Households 2024
Arvada	1	0	0
Aurora	3	3	3
Black Hawk	0	0	1
Brighton	2	0	1
Broomfield	1	0	0
Commerce City	0	0	1
Denver	0	0	2
Littleton	0	0	1
Nederland	1	0	1
Strasburg	1	1	1
Thornton	1	0	0
Overall Total	10	4	11

2026 Top 3 Complainers vs. All Others



2026 Runway Utilization (% of Total Flight Operations)





January 1 - March 31, 2026 Noise Complaint Household Locations

- Household
- NEPS Point





DEN NOISE OFFICE - AOB, 6TH FLOOR, NW CORNER - 8500 PEÑA BOULEVARD - DENVER, CO - 80249-6340
303.342.2000 main - 303.342.2366 fax - 303.342.2380 noise hotline - 800.417.2988 toll free noise hotline
<https://www.flydenver.com/business-and-community/noise-and-airspace/>
